


The safety mesh for male incontinence

SERATIM[®] PA

Textile
implants



Minimal
intervention

Maximum
safety



150
YEARS
1866 - 2016



SERAG
WIESSNER



Performance based on tradition

Decades of experience

High tech and handcraft

Interdisciplinary research

As the oldest manufacturer of surgical suture material in Germany, Serag-Wiessner combines decades of experience with the most up-to-date medical know-how. Production of sterile catgut was started over a hundred years ago.

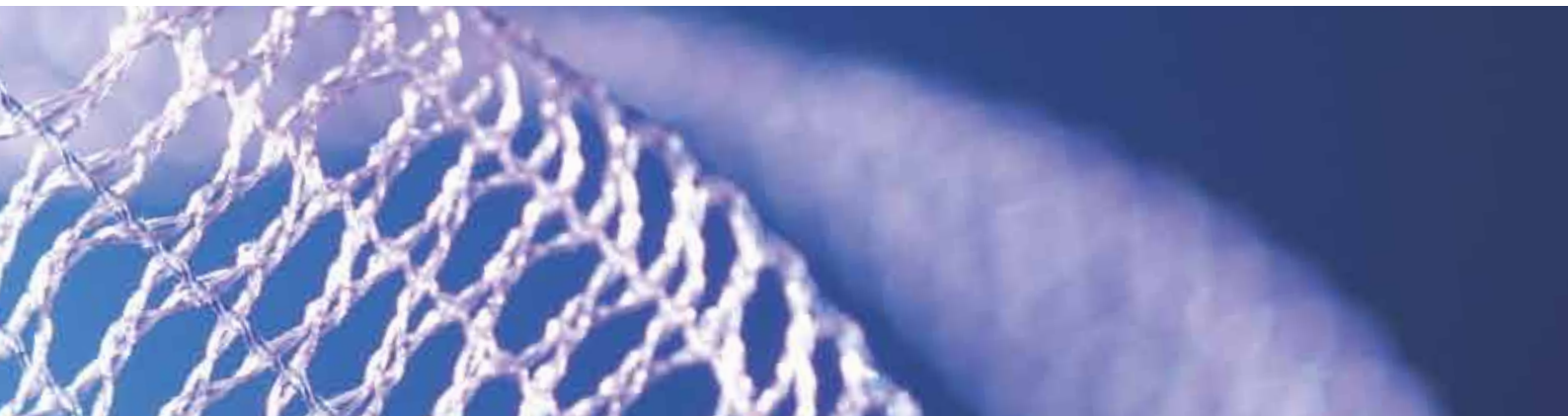
The company also has many years of experience as a manufacturer of sterile infusion solutions. At its production site at Naila, in Upper Franconia, performance has both a tradition and a future.

The combination of fine handcraft and industrial high-tech production methods makes it possible to manufacture the smallest of production runs, special productions, and standard products all to the same high quality standard.

In a 2000 square metre clean room area, over 200 employees produce textile implants, surgical suture material and infusion and irrigation solutions using state-of-the-art techniques.

In addition, interdisciplinary teams of external and in-house physicians, pharmacists, biologists, chemists, and engineers are developing new, improved and better tolerated materials and novel treatment approaches.

This interdisciplinary approach has already led to the development of the successful systems SERASIS® for the treatment of female stress incontinence and SERATOM® for the repair of various types of prolapse. Now another forward-looking product has been developed: SERATIM® PA, a completely novel implant for the treatment of male urinary incontinence.



The problem: Urinary incontinence in men

Male urinary incontinence results largely from diseases of the prostate such as benign prostatic hypertrophy and prostatic cancer.

Surgical removal of the prostate is often followed by a greater or lesser degree of urinary incontinence.

This situation is not acceptable either to the patient or to the treating urologist.

The solution: SERATIM® PA

Unlike artificial sphincter implants, SERATIM® PA is designed for minimally invasive surgical treatment of male urinary incontinence. The transobturator mesh implant supports and strengthens the sphincter musculature.

The advantages over other types of operation such as implantation of an artificial sphincter are immediately obvious. The normal anatomy of the male urinary apparatus is reconstructed relatively rapidly and with a minimum of trauma so that the body's natural functions are once again supported.

As a result of the broad implantation base, the urethra is not constricted, but rather elevated in parallel fashion. The broad contact areas are essential for lasting fixation. In this way SERATIM® PA effectively combats male urinary incontinence, still a taboo topic for many affected men. Based on the extremely positive experience obtained in urogynaecology, it may be assumed that incontinence can be eliminated in a high proportion of patients using this new and relatively simple surgical method.

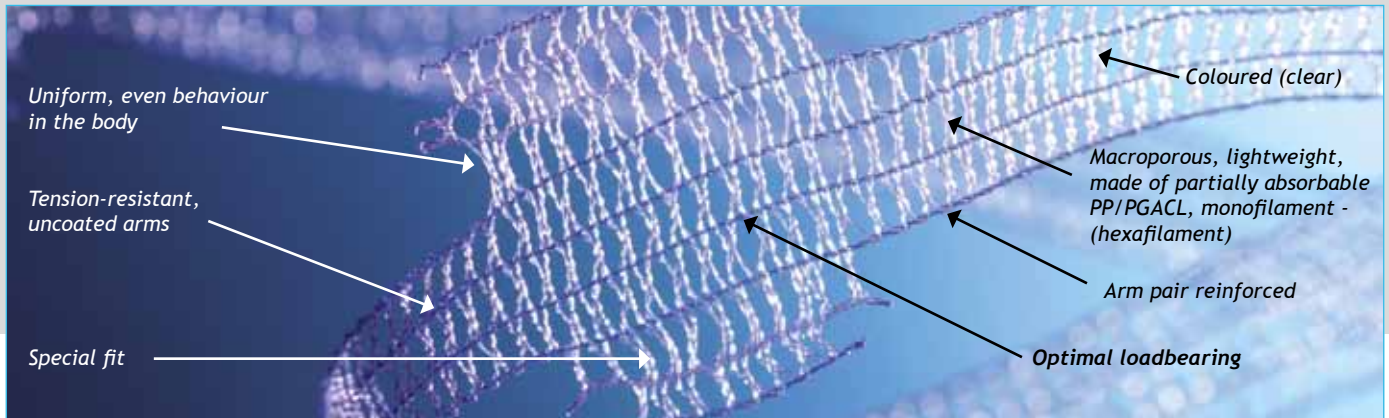
Problem and solution



Removal of the prostate often causes the patient to become incontinent.



SERATIM® PA provides effective support for the sphincter musculature.



Safety meets comfort

State-of-the-art composite material



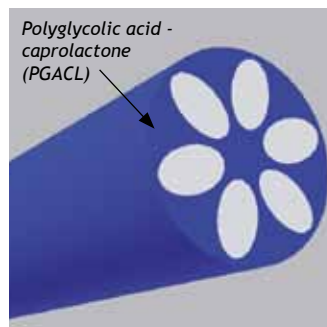
Minimally invasive procedure

Economical and efficient operative method

Operations are subject to high expectations: the least possible trauma to the patient, short treatment times, the best possible prognosis for cure, etc. SERATIM® PA was developed as a means of fulfilling these expectations. Simplicity of use results from the complex structure of the textile implant. The mesh consists of partially absorbable bicomponent fibres - a unique combination of the two proven materials polypropylene (PP) and the segmented copolyester of polyglycolic acid and caprolactone (PGACL).

By a process of extrusion these components are combined to form a monofilament fibre structure. Absorption of PGACL in the body generally takes 90 to 120 days. During this time ingrowth of body cells occurs. The remaining colourless mesh of PP is a stable and long-lasting implant of thin monofilaments. In this way an extremely soft mesh implant with a very high degree of patient comfort is formed. Unlike other partially absorbable implants, the original mesh structure of SERATIM® PA remains fully intact even after partial absorption has taken place.

Partial absorption



Fibre before partial absorption. ... during partial absorption.

... shortly before the end of partial absorption.



During the process of partial absorption the implant loses 90 percent of its weight. Less foreign material in the body combined with adequate strength means optimal safety and tolerability for the patient. At the same time there are many advantages for clinicians and hospitals. The time-consuming implantation of an artificial sphincter prosthesis is far more expensive and complex than this minimally invasive procedure. In addition, the instruments developed specifically for this method are reusable. Comparison with existing methods and products shows SERATIM® PA to have convincing advantages for all parties involved.

Advantages for the clinician:

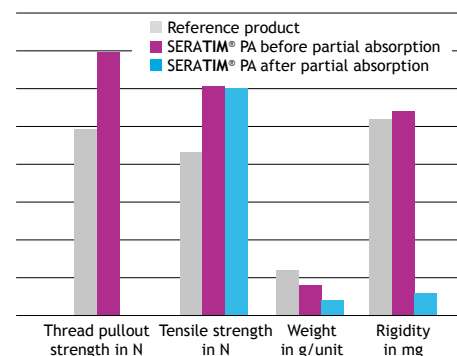
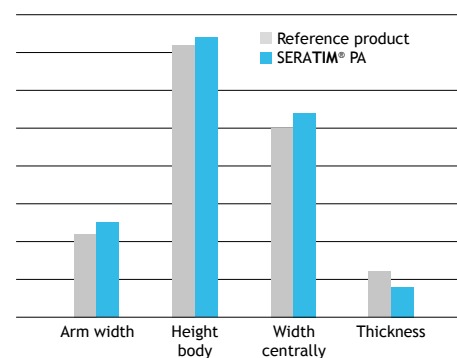
- High initial rigidity for optimal handling
- Cost-saving minimally invasive procedure
- Unique stability of shape
- Novel composite of proven materials with macroporous structure for optimal ingrowth of tissue
- hydrophilic fibre surface for firm adhesion

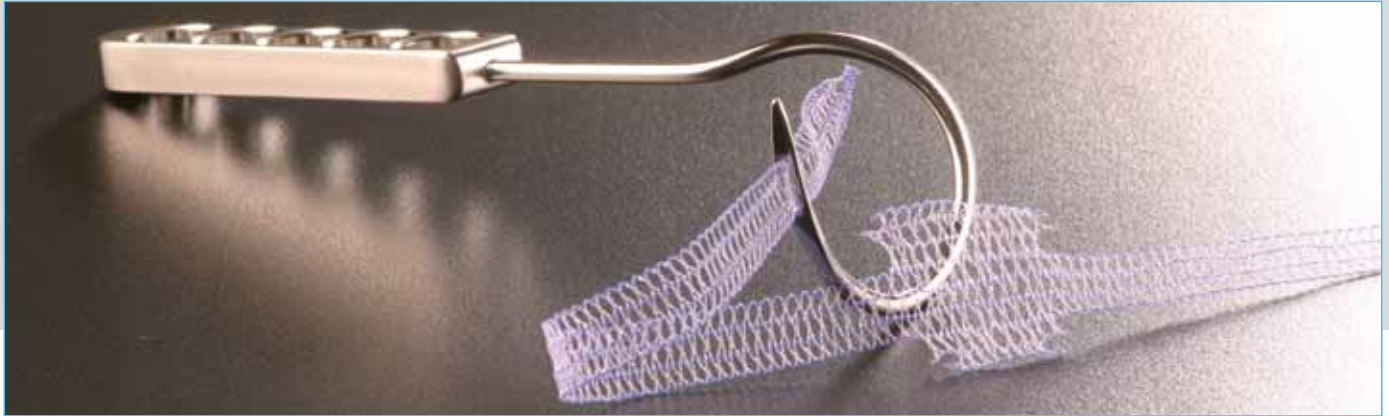
Advantages for the patient:

- Minimally invasive procedure
- Reduced risk of infection due to monofilament structure
- Minimised foreign body presence
- Anatomically adapted elasticity
- Excellent patient comfort due to optimised softness

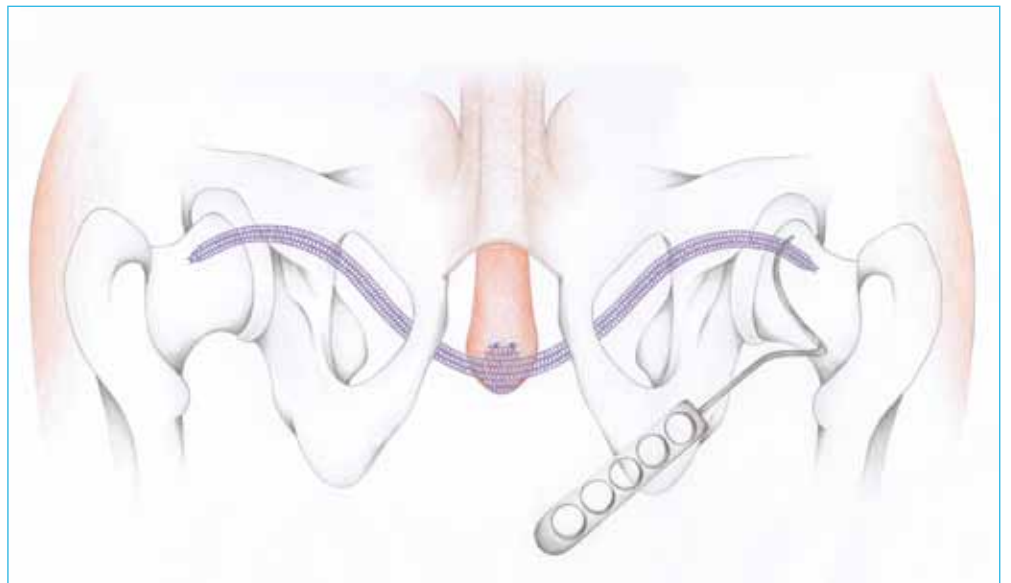
Less is more

Facts that convince





Precision with system



Reusable instruments

Individual treatment system

Gentle interventional methods

Indications

SERATIM® is indicated for minimally invasive operative treatment of mild to moderate male urinary incontinence in patients in whom residual sphincter function is still present.

The mesh implant supports and strengthens bodily structures.

Use

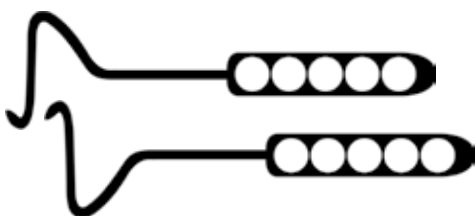
Due to the wide range of available helical or curved reusable instruments, SERATIM® PA can be implanted correctly in a number of ways.

We recommend attendance at a course at one of the available sites. Please contact us for further information.




Product range

SERASIS® TO XXL-instrument set
(reusable, non-sterile, surgical steel)



Article. no. IS60

SERATIM® PA
(packed sterile)
Mesh implant, dyed, hydrophilic



The SERATIM® PA set

The operative procedure can be seen on our DVD. Alternatively, you can attend a course at one of our training sites.

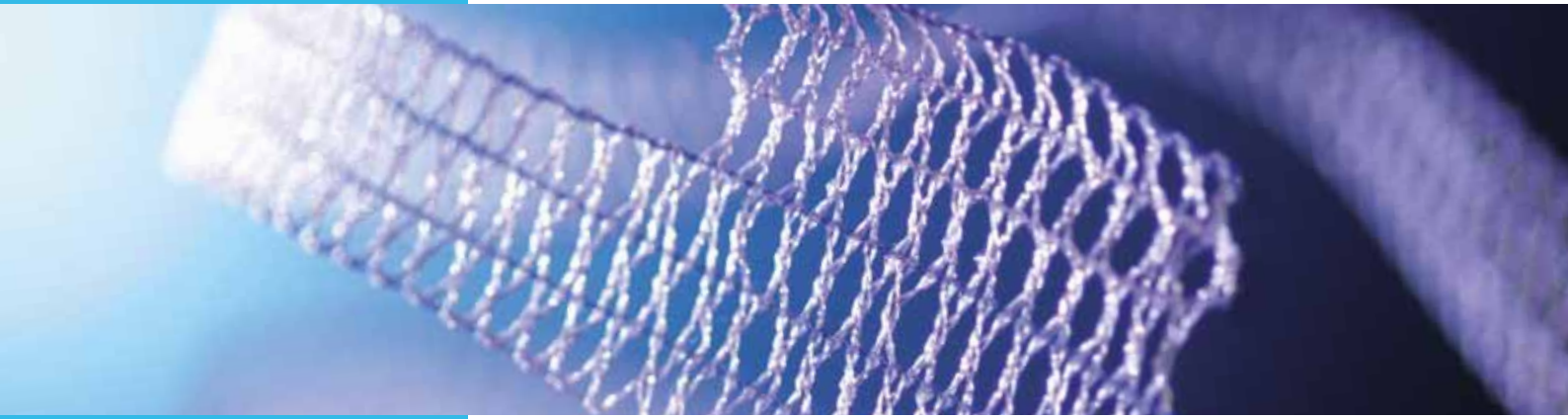
Additional information is available at www.serag-wiessner.com or
☎ + 49 - 92 82 / 9 37 - 2 30.



SERATIM® PA is available at present in the following packaging units (PU):

SERATIM® A PA

Order code	Packaging unit
SN705	3 items (= 1 PU)
SN70550	1 item (= 1 PU)





150
YEARS
1866 - 2016




SERAG
WIESSNER


SERAG-WIESSNER GmbH & Co. KG
Zum Kugelfang 8 - 12
95119 Naila/Germany


 + 49 9282 937-0


 + 49 9282 937-9369

Export Department:

 + 49 9282 937-230

 + 49 9282 937-9785

 info@serag-wiessner.de

 www.serag-wiessner.de